

ATOLL SQUARE & RECTANGLE - 4852


| |
|----------------|
| PROJECT PROJÉT |
| SPEC TYPE |
| NOTES |



FINISH FINI




INDIRECT OPTIONS OPTIONS INDIRECT



4852DI-B

4852DI-L


FAMILY FAMILLE



WALL 3852

CEILING 3852

PENDANT 4852



WALL ACOUSTIC 3853

CEILING ACOUSTIC 3853

PENDANT ACOUSTIC 4853

ORDERING SPECIFICATION SPÉCIFICATION DE COMMANDE

CODE

MODEL MODÈLE

| | |
|-----------|--|
| 4852D | ATOLL PENDANT - DIRECT ILLUMINATION |
| 4852DI-B* | ATOLL PENDANT - DIRECT LAMBERTIAN & INDIRECT BATHING ILLUMINATION (DUAL DIMMING) |
| 4852DI-L* | ATOLL PENDANT - DIRECT LAMBERTIAN & INDIRECT LAMBERTIAN ILLUMINATION (DUAL DIMMING) *DOWNLIGHT AND UPLIGHT ARE DIMMED INDEPENDENTLY - EXCEPT WITH NLIGHT CONTROLS |

SIZE TAILLE

| | |
|--------------|---------------------------|
| 4852-44X44 | ATOLL PENDANT 44" X 44" |
| 4852-44X62 | ATOLL PENDANT 44" X 62" |
| 4852-44X82 | ATOLL PENDANT 44" X 82" |
| 4852-44X100 | ATOLL PENDANT 44" X 100" |
| 4852-44X120 | ATOLL PENDANT 44" X 120" |
| 4852-62X62 | ATOLL PENDANT 62" X 62" |
| 4852-62X82 | ATOLL PENDANT 62" X 82" |
| 4852-62X100 | ATOLL PENDANT 62" X 100" |
| 4852-62X120 | ATOLL PENDANT 62" X 120" |
| 4852-82X82 | ATOLL PENDANT 82" X 82" |
| 4852-82X100 | ATOLL PENDANT 82" X 100" |
| 4852-82X120 | ATOLL PENDANT 82" X 120" |
| 4852-100X100 | ATOLL PENDANT 100" X 100" |
| 4852-100X120 | ATOLL PENDANT 100" X 120" |
| 4852-120X120 | ATOLL PENDANT 120" X 120" |

DIRECT LIGHT SOURCE SOURCE LUMINEUSE DIRECTE

| | |
|--------|----------------|
| LED | REGULAR OUTPUT |
| LED.HO | HIGH OUTPUT |

INDIRECT LIGHT SOURCE SOURCE LUMINEUSE INDIRECTE

| | |
|--------|----------------|
| LED | REGULAR OUTPUT |
| LED.HO | HIGH OUTPUT |

COLOR TEMPERATURE TEMPÉRATURE DE COULEUR

| | |
|---|-------|
| 27 | 2700K |
| 30 | 3000K |
| 35 | 3500K |
| 40* | 4000K |
| * LONGER LEAD TIME MAY APPLY, PLEASE CONTACT YOUR EUREKA REPRESENTATIVE | |

COLOR RENDERING INDEX (CRI) INDICE DE RENDU DE COULEUR (IRC)

| | | |
|----|---------|----|
| 90 | 90+ CRI | 90 |
|----|---------|----|

VOLTAGE VOLTAGE

| | |
|------|----------|
| 120V | 120 VOLT |
| 277V | 277 VOLT |

CONTROL OPTION OPTION DE CONTRÔLE

| | |
|---|---------------------------|
| DV | 0-10V DIMMING (120V-277V) |
| DP* | PHASE DIMMING (120V ONLY) |
| NLTAIR2** | NLIGHT AIR CONTROL GEN 2 |
| NLIGHT** | NLIGHT WIRED CONTROL |
| * ONLY AVAILABLE REGULAR OUTPUT | |
| ** CONSULT CANOPY AVAILABILITY CHART AT THE END OF DOCUMENT FOR COMPATIBILITY | |
| ** NLIGHT INTEGRATION REQUIRES THE USAGE OF A REMOTE POWER PACK | |
| ** NLIGHT AIR IS NOT AVAILABLE WITH RMP DRIVER POSITION | |
| ** LONGER LEAD TIME MAY APPLY, PLEASE CONTACT YOUR EUREKA REPRESENTATIVE | |
| REFER TO NLIGHT GUIDE AND INSTALLATION SHEET FOR ALL REQUIREMENTS | |

EMERGENCY BATTERY BATTERIE D'URGENCE

EM DRIVER BOX INCLUDED. INSTALLED REMOTELY. SEE EM GUIDE 3981E FOR DETAILS

| | |
|--|----------------------------------|
| EMB* | EMERGENCY BATTERY FOR REMOTE BOX |
| * 3981EA ACCESSORY IS REQUIRED FOR THIS OPTION | |

DRIVER POSITION POSITION DU PILOTE

CONSULT CANOPY AVAILABILITY CHART AT THE END OF DOCUMENT FOR COMPATIBILITY

| | |
|-----|---|
| RMP | REMOTE DRIVER (REQUIRES ACCESSORY 3981GX) |
|-----|---|

CABLE CÂBLE

| | | |
|----|--|----|
| AC | AIRCRAFT MOUNTING AND BLACK OR WHITE CABLE. FIELD ADJUSTABLE | AC |
|----|--|----|

CABLE LENGTH LONGUEUR DE CÂBLE

| | |
|---|--------------------------------------|
| 60 | 60" CABLE (STD LENGTH) |
| ** | CUSTOM CABLE LENGTH (PLEASE SPECIFY) |
| FOR OVERALL LENGTH, PLEASE CONTACT YOUR EUREKA REPRESENTATIVE | |

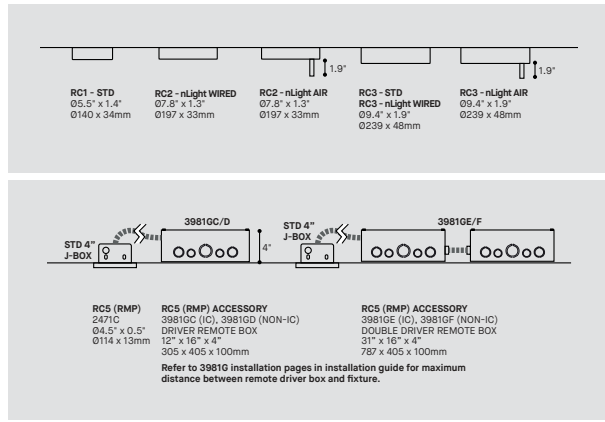
MOUNTING OPTION OPTION DE MONTAGE

CENTERED RECTANGULAR CANOPY / PAVILLON RECTANGULAIRE CENTRÉ

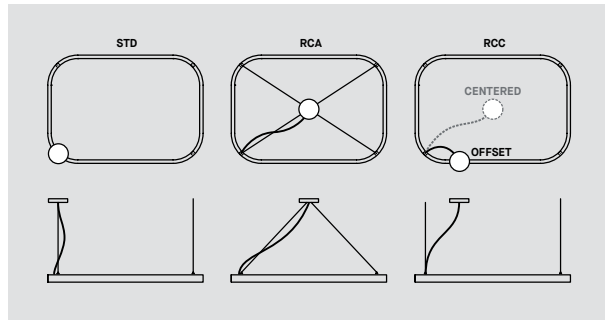
| | |
|-----------------------------|--|
| RC1 | SCREWLESS CANOPY Ø5.5" X 1.4" (2473F) |
| RC2 | NLIGHT SCREWLESS CANOPY Ø7.8" X 1.3" (2474H) |
| RC3 | STANDARD & NLIGHT SCREWLESS CANOPY Ø9.4" X 1.9" (2475I) |
| RC5* | REMOTE DRIVER OPTION SCREWLESS CANOPY Ø4.5" X 0.5" (2471C) |
| * REQUIRES ACCESSORY 3981GX | |

ATOLL SQUARE & RECTANGLE - 4852

MOUNTING OPTION OPTION DE MONTAGE



MOUNTING CABLE OPTION OPTION DE MONTAGE DE CÂBLE



ORDERING SPECIFICATION SPÉCIFICATION DE COMMANDE

CODE

MOUNTING CABLE OPTION OPTION DE MONTAGE DE CÂBLE

RCA CENTERED ROUND CANOPY - AIRCRAFT CABLES ANGLED TO CENTER
RCC USER LOCATED ROUND CANOPY - STRAIGHT AIRCRAFT CABLES
NO SELECTION = STD OFF-CENTERED ROUND CANOPY WITH STRAIGHT AIRCRAFT CABLES

CANOPY FINISH FINI PAVILLON

BLKE BLACK
WHE WHITE
MATCH* COLOR MATCH WITH RING FINISH
* LONGER LEAD TIME MAY APPLY, PLEASE CONTACT YOUR EUREKA REPRESENTATIVE

POWER CORD FINISH FINI CÂBLE D'ALIMENTATION

BLK BLACK POWER CORD
WH WHITE POWER CORD

FINISH FINI

| | |
|-----------------------------|--------------------------------------|
| BLKE BLACK | HGE* HUNTER GREEN |
| WHE WHITE | LNE* LUNAR GREY |
| AYE* APRICOT YELLOW | NBE* NAVY BLUE |
| BRE* BRICK RED | SBE* SAND BEIGE |
| CBE* CHOCOLATE BROWN | SGE* SAGE GREY |
| CPE* CLAY PINK | STE* SUMMER TEAL |
| DBE* DYNAMIC BLUE | RAL** PLEASE SPECIFY RAL CODE |
| GGE* GRASS GREEN | |

* LONGER LEAD TIME MAY APPLY, PLEASE CONTACT YOUR EUREKA REPRESENTATIVE.
** SPECIFY 4 DIGIT RAL CLASSIC CODE. LONGER LEAD TIME MAY APPLY, PLEASE CONTACT YOUR EUREKA REPRESENTATIVE.

ACCESSORY ACCESSOIRE

CONSULT CANOPY AVAILABILITY CHART AT THE END OF DOCUMENT FOR COMPATIBILITY

3981GC 1 DRIVER BOX FOR REMOTE INSTALLATION - 4" X 12" X 16"
3981GD1 1 NON-IC 120V ONLY DRIVER BOX FOR REMOTE INSTALLATION - 4" X 12" X 16"
3981GD2 1 NON-IC 277V ONLY DRIVER BOX FOR REMOTE INSTALLATION - 4" X 12" X 16"
3981GE 2 DRIVER BOXES FOR REMOTE INSTALLATION - 4" X 31" X 16"
3981GF1 2 NON-IC 120V ONLY DRIVER BOXES FOR REMOTE INSTALLATION - 4" X 31" X 16"
3981GF2 2 NON-IC 277V ONLY DRIVER BOXES FOR REMOTE INSTALLATION - 4" X 31" X 16"
39NLAA NLIGHT AIR GEN 2 REMOTE CONTROLLER
39NLWA NLIGHT WIRED REMOTE CONTROLLER

ACCESSORY EMERGENCY BATTERY ACCESSOIRE BATTERIE D'URGENCE


3981EA ELECTRICAL BOX FOR 10W EMB EMERGENCY BATTERY - 4" X 12" X 16"

PRODUCT CHARACTERISTICS CARACTÉRISTIQUES DU PRODUIT



ATOLL SQUARE & RECTANGLE - 4852 - TUNABLE WHITE


| |
|----------------|
| PROJECT PROJÉT |
| SPEC TYPE |
| NOTES |



FINISH FINI




INDIRECT OPTIONS OPTIONS INDIRECT



4852DI-B

4852DI-L


FAMILY FAMILLE



WALL 3852

CEILING 3852

PENDANT 4852



WALL ACOUSTIC 3853

CEILING ACOUSTIC 3853

PENDANT ACOUSTIC 4853

| ORDERING SPECIFICATION | SPÉCIFICATION DE COMMANDE | CODE |
|--|--|------------|
| MODEL MODÈLE | | |
| 4852D | ATOLL PENDANT - DIRECT ILLUMINATION | |
| 4852DI-B* | ATOLL PENDANT - DIRECT LAMBERTIAN & INDIRECT BATHING ILLUMINATION (DUAL DIMMING) | |
| 4852DI-L* | ATOLL PENDANT - DIRECT LAMBERTIAN & INDIRECT LAMBERTIAN ILLUMINATION (DUAL DIMMING) *DOWNLIGHT AND UPLIGHT ARE DIMMED INDEPENDENTLY - EXCEPT WITH NLIGHT CONTROLS | |
| SIZE TAILLE | | |
| 44X44 | ATOLL PENDANT 44" X 44" | |
| 44X62 | ATOLL PENDANT 44" X 62" | |
| 44X82 | ATOLL PENDANT 44" X 82" | |
| 44X100 | ATOLL PENDANT 44" X 100" | |
| 44X120 | ATOLL PENDANT 44" X 120" | |
| 62X62 | ATOLL PENDANT 62" X 62" | |
| 62X82 | ATOLL PENDANT 62" X 82" | |
| 62X100 | ATOLL PENDANT 62" X 100" | |
| 62X120 | ATOLL PENDANT 62" X 120" | |
| 82X82 | ATOLL PENDANT 82" X 82" | |
| 82X100 | ATOLL PENDANT 82" X 100" | |
| 82X120 | ATOLL PENDANT 82" X 120" | |
| 100X100 | ATOLL PENDANT 100" X 100" | |
| 100X120 | ATOLL PENDANT 100" X 120" | |
| 120X120 | ATOLL PENDANT 120" X 120" | |
| DIRECT LIGHT SOURCE SOURCE LUMINEUSE DIRECTE | | |
| LED | REGULAR OUTPUT | |
| LED.HO* | HIGH OUTPUT *CONSULT CANOPY AVAILABILITY CHART AT THE END OF DOCUMENT FOR COMPATIBILITY | |
| INDIRECT LIGHT SOURCE SOURCE LUMINEUSE INDIRECTE | | |
| LED | REGULAR OUTPUT | |
| LED.HO* | HIGH OUTPUT *CONSULT CANOPY AVAILABILITY CHART AT THE END OF DOCUMENT FOR COMPATIBILITY | |
| COLOR TEMPERATURE TEMPÉRATURE DE COULEUR | | |
| TW* | TUNABLE WHITE (2700K TO 5000K) * LONGER LEAD TIME MAY APPLY, PLEASE CONTACT YOUR EUREKA REPRESENTATIVE | |
| COLOR RENDERING INDEX (CRI) INDICE DE RENDU DE COULEUR (IRC) | | 80 |
| 80 | 80+ CRI | |
| VOLTAGE VOLTAGE | | |
| 120V | 120 VOLT | |
| 277V | 277 VOLT | |
| CONTROL OPTION OPTION DE CONTRÔLE | | |
| DDV | DUAL 0-10V DIMMING | |
| NLT* | NLIGHT NTUNE CONTROL *CONSULT CANOPY AVAILABILITY CHART AT THE END OF DOCUMENT FOR COMPATIBILITY *LONGER LEAD TIME MAY APPLY, PLEASE CONTACT YOUR EUREKA REPRESENTATIVE REFER TO NLIGHT GUIDE AND INSTALLATION SHEET FOR ALL REQUIREMENTS | |
| DRIVER POSITION POSITION DU PILOTE | | RMP |
| CONSULT CANOPY AVAILABILITY CHART AT THE END OF DOCUMENT FOR COMPATIBILITY | | |
| RMP | REMOTE DRIVER (REQUIRES ACCESSORY 3981GX) | |
| CABLE CÂBLE | | AC |
| AC | AIRCRAFT MOUNTING AND BLACK OR WHITE CABLE, FIELD ADJUSTABLE | |
| CABLE LENGTH LONGUEUR DE CÂBLE | | |
| 60 | 60" CABLE (STD LENGTH) | |
| ** | CUSTOM CABLE LENGTH (PLEASE SPECIFY) FOR OVERALL LENGTH, PLEASE CONTACT YOUR EUREKA REPRESENTATIVE | |
| MOUNTING OPTION OPTION DE MONTAGE | | |
| CONSULT CANOPY AVAILABILITY CHART AT THE END OF DOCUMENT FOR COMPATIBILITY | | |
| RC3 | STANDARD SCREWLESS CANOPY Ø9.4" X 1.9" (2475I) | |
| RC5* | REMOTE DRIVER OPTION SCREWLESS CANOPY Ø4.5" X 0.5" (2471C) *REQUIRES ACCESSORY 3981GC. WITH NLIGHT, 39NLWA WIRED REMOTE CONTROLLER IS INCLUDED | |
| MOUNTING CABLE OPTION OPTION DE MONTAGE DE CÂBLE | | |
| RCA | CENTERED ROUND CANOPY - AIRCRAFT CABLES ANGLED TO CENTER | |
| RCC | USER LOCATED ROUND CANOPY - STRAIGHT AIRCRAFT CABLES NO SELECTION = STD OFF-CENTERED ROUND CANOPY WITH STRAIGHT AIRCRAFT CABLES | |
| CANOPY FINISH FINI PAVILLON | | |
| BLKE | BLACK | |
| WHE | WHITE | |
| MATCH* | COLOR MATCH WITH RING FINISH * LONGER LEAD TIME MAY APPLY, PLEASE CONTACT YOUR EUREKA REPRESENTATIVE | |
| POWER CORD FINISH FINI CÂBLE D'ALIMENTATION | | |
| BLK | BLACK POWER CORD | |
| WH | WHITE POWER CORD | |

ATOLL SQUARE & RECTANGLE - 4852 - TUNABLE WHITE

MOUNTING OPTION OPTION DE MONTAGE

RC1 - STD
 05.5" x 1.4"
 0140 x 34mm

RC2 - nLight WIRED
 07.8" x 1.3"
 0197 x 33mm

RC2 - nLight AIR
 07.8" x 1.3"
 0197 x 33mm

RC3 - STD
RC3 - nLight WIRED
 09.4" x 1.9"
 0239 x 48mm

RC3 - nLight AIR
 09.4" x 1.9"
 0239 x 48mm

RCS (RMP) 247C
 04.5" x 0.5"
 0114 x 13mm

RCS (RMP) ACCESSORY 3981GC (IC), 3981GD (NON-IC)
 DRIVER REMOTE BOX
 12" x 16" x 4"
 305 x 405 x 100mm

RCS (RMP) ACCESSORY 3981GE (IC), 3981GF (NON-IC)
 DOUBLE DRIVER REMOTE BOX
 31" x 16" x 4"
 787 x 405 x 100mm

Refer to 3981G installation pages in installation guide for maximum distance between remote driver box and fixture.

MOUNTING CABLE OPTION OPTION DE MONTAGE DE CÂBLE

STD

RCA

RCC
 CENTERED
 OFFSET

ORDERING SPECIFICATION SPÉCIFICATION DE COMMANDE

CODE

FINISH FINI

| | | | |
|-------------|-----------------|--------------|-------------------------|
| BLKE | BLACK | HGE* | HUNTER GREEN |
| WHE | WHITE | LNE* | LUNAR GREY |
| AYE* | APRICOT YELLOW | NBE* | NAVY BLUE |
| BRE* | BRICK RED | SBE* | SAND BEIGE |
| CBE* | CHOCOLATE BROWN | SGE* | SAGE GREY |
| CPE* | CLAY PINK | STE* | SUMMER TEAL |
| DBE* | DYNAMIC BLUE | RAL** | PLEASE SPECIFY RAL CODE |
| GGE* | GRASS GREEN | | |

* LONGER LEAD TIME MAY APPLY. PLEASE CONTACT YOUR EUREKA REPRESENTATIVE.
 ** SPECIFY 4 DIGIT RAL CLASSIC CODE. LONGER LEAD TIME MAY APPLY. PLEASE CONTACT YOUR EUREKA REPRESENTATIVE.

ACCESSORY ACCESSOIRE

CONSULT CANOPY AVAILABILITY CHART AT THE END OF DOCUMENT FOR COMPATIBILITY

| | |
|----------------|--|
| 3981GC | 1 DRIVER BOX FOR REMOTE INSTALLATION - 4" X 12" X 16" |
| 3981GD1 | 1 NON-IC 120V ONLY DRIVER BOX FOR REMOTE INSTALLATION - 4" X 12" X 16" |
| 3981GD2 | 1 NON-IC 277V ONLY DRIVER BOX FOR REMOTE INSTALLATION - 4" X 12" X 16" |

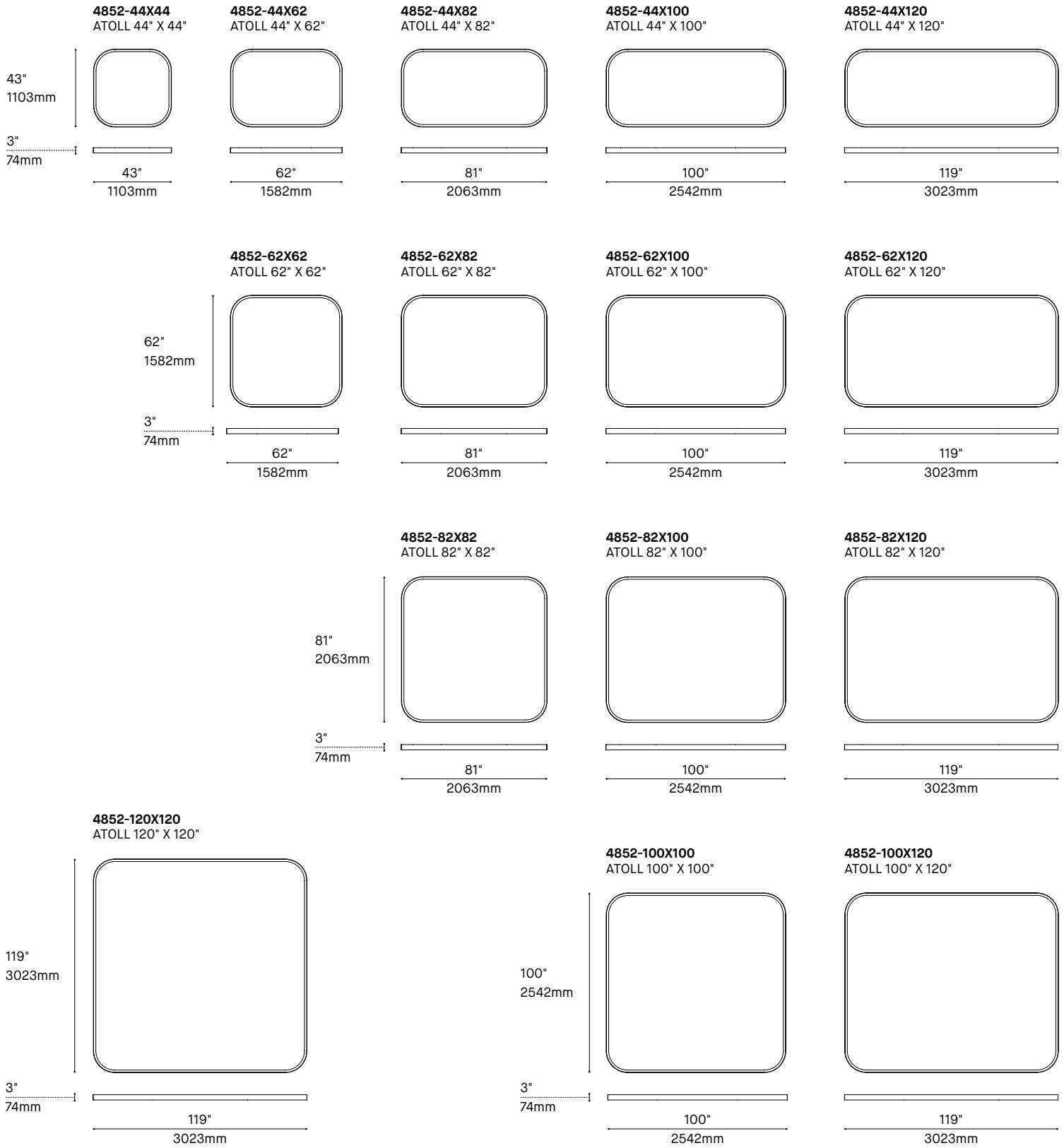
PRODUCT CHARACTERISTICS CARACTÉRISTIQUES DU PRODUIT



ATOLL SQUARE & RECTANGLE - 4852 - DIMENSIONS

HEIGHT OF THE PROFILE : 3" / 74mm





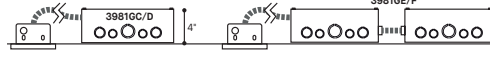
WIDTH OF THE PROFILE : 1.4" / 35mm



ATOLL - 4852 DIRECT, 3852/3853 SURFACE : CANOPY COMPATIBILITY CHART

DD : DUAL 0-10V DIMMING CONTROL FOR TUNABLE WHITE
 NT : NTUNE WIRELESS CONTROL FOR TUNABLE WHITE
 DP : PHASE DIMMING

BLANK SPACE = NOT AVAILABLE
 HO-REG OR REG-HO ARE EQUIVALENT IN THE CHART BELOW
 IC / NON-IC : NON-IC REMOTE BOXES CANNOT BE IN CONTACT WITHIN 3" OF INSULATION

|  FIXTURE | PHASE DIMMING OPTION | CANOPY | | | | | | | | |
|--|------------------------------------|--|--|--|--|---|--|---------------|---|--|
| | | RC1 | RC2 | RC3 | | | RC5 (RMP) | | | |
| | |  RC1 Ø5.50" x 1.35" Ø140 x 34.3mm* |  RC2 - WIRED / AIR Ø7.75" x 1.30" Ø196.9 x 33mm* |  RC3 - STD RC3 - WIRED / AIR Ø9.4" x 1.88" Ø238.8 x 47.8mm* | | |  RC5 (RMP) 247IC 04.5" x 0.5" Ø114 x 13mm | | RC5 (RMP) ACCESSORY 3981GC (IC), 3981GD (NON-IC) DRIVER REMOTE BOX 12" x 16" x 4" 305mm x 406mm x 100mm | |
| DIMENSIONS D = DIRECT, I = INDIRECT ILLUMINANCE : REG OR HO | | COMPATIBILITY | | | FOR REMOTE LOCATION OR CAN BE REQUIRED TO FIT HIGHER POWER OR NLIGHT IF NOT AVAILABLE IN RC1,2,3,4 | | NLIGHT WIRED | TUNABLE WHITE | | |
| STANDARD COMPACT CANOPY | NLIGHT WIRED OR AIR COMPACT CANOPY | STD HIGHER POWER | TUNABLE WHITE | NLIGHT WIRED OR AIR | | | | | | |
| 44X44 D - REG | DP | ✓ | ✓ | | DD+NT | | 3981GC | ✓ | DD/NT | |
| 44X44 D - HO | | | | ✓ | DD | | 3981GC | ✓ | DD | |
| 44X62 D - REG | DP | ✓ | ✓ | | DD+NT | | 3981GC | ✓ | DD/NT | |
| 44X62 D - HO | | | | ✓ | DD | | 3981GC | ✓ | DD | |
| 44X81 D - REG | DP | | | ✓ | DD+NT | ✓ | 3981GC | ✓ | DD/NT | |
| 44X81 D - HO | DP | | | ✓ | DD | ✓ | 3981GC | ✓ | DD | |
| 44X100 D - REG | | | | ✓ | DD+NT | | 3981GC | ✓ | DD/NT | |
| 44X100 D - HO | | | | ✓ | DD | | 3981GC | ✓ | DD | |
| 44X120 D - REG | | | | ✓ | DD+NT | | 3981GC | ✓ | DD/NT | |
| 44X120 D - HO | | | | ✓ | DD | | 3981GC | ✓ | DD | |
| 62X62 D - REG | DP | | | ✓ | DD+NT | ✓ | 3981GC | ✓ | DD/NT | |
| 62X62 D - HO | DP | | | ✓ | DD | ✓ | 3981GC | ✓ | DD | |
| 62X81 D - REG | | | | ✓ | DD+NT | | 3981GC | ✓ | DD/NT | |
| 62X81 D - HO | | | | ✓ | DD | | 3981GC | ✓ | DD | |
| 62X100 D - REG | | | | ✓ | DD+NT | | 3981GC | ✓ | DD/NT | |
| 62X100 D - HO | | | | ✓ | DD | | 3981GC | ✓ | DD | |
| 62X120 D - REG | | | | ✓ | DD | | 3981GC | ✓ | DD | |
| 62X120 D - HO | | | | ✓ | | | NON-IC : 3981GD1 (120V) / 3981GD2 (277V) | ✓ | | |
| 81X81 D - REG | | | | ✓ | DD+NT | | 3981GC | ✓ | DD/NT | |
| 81X81 D - HO | | | | ✓ | DDV | | 3981GC | ✓ | DD | |
| 81X100 D - REG | | | | ✓ | DD | | 3981GC | ✓ | DD | |
| 81X100 D - HO | | | | ✓ | | | NON-IC : 3981GD1 (120V) / 3981GD2 (277V) | ✓ | | |
| 81X120 D - REG | | | | ✓ | DD | | 3981GC | ✓ | DD | |
| 81X120 D - HO | | | | ✓ | | | NON-IC : 3981GD1 (120V) / 3981GD2 (277V) | ✓ | | |
| 100X100 D - REG | | | | ✓ | DD | | 3981GC | ✓ | DD | |
| 100X100 D - HO | | | | ✓ | | | NON-IC : 3981GD1 (120V) / 3981GD2 (277V) | ✓ | | |
| 100X120 D - REG | | | | ✓ | DD | | 3981GC | ✓ | DD | |
| 100X120 D - HO | | | | ✓ | | | NON-IC : 3981GD1 (120V) / 3981GD2 (277V) | ✓ | | |
| 120X120 D - REG | | | | ✓ | DD | | 3981GC | ✓ | DD | |
| 120X120 D - HO | | | | ✓ | | | NON-IC : 3981GD1 (120V) / 3981GD2 (277V) | ✓ | | |







SPECIFICATION

ATOLL - 4852/4853 PENDANT DIRECT-INDIRECT : CANOPY COMPATIBILITY CHART

DD : DUAL 0-10V DIMMING CONTROL FOR TUNABLE WHITE
 NT : NTUNE WIRELESS CONTROL FOR TUNABLE WHITE
 DP : PHASE DIMMING

BLANK SPACE = NOT AVAILABLE
 HO-REG OR REG-HO ARE EQUIVALENT IN THE CHART BELOW
 IC / NON-IC : NON-IC REMOTE BOXES CANNOT BE IN CONTACT WITHIN 3" OF INSULATION

| FIXTURE | PHASE DIMMING OPTION | CANOPY | | | | | | | | |
|---|----------------------|--|--|--|---------------|---------------------|---|---|---------------|----|
| | | RC1 | RC2 | RC3 | | | RC5 (RMP) | | | |
| | |  RC1 Ø5.50" x 1.35" Ø140 x 34.3mm* |  RC2 - WIRED / AIR Ø7.75" x 1.30" Ø196.9 x 33mm* |  RC3 - STD RC3 - WIRED / AIR Ø9.4" x 1.88" Ø238.8 x 47.8mm* | | |  RC5 (RMP) 24710 Ø4.5" x 0.5" Ø114 x 13mm RC5 (RMP) ACCESSORY 3981GC (IC), 3981GD (NON-IC) DRIVER REMOTE BOX 12" x 16" x 4" 305mm x 406mm x 100mm RC5 (RMP) ACCESSORY 3981GE (IC), 3981GF (NON-IC) DOUBLE DRIVER REMOTE BOX 12" x 31" x 4" 305mm x 787mm x 100mm | | | |
| COMPATIBILITY | | FOR REMOTE LOCATION OR CAN BE REQUIRED TO FIT HIGHER POWER OR NLIGHT IF NOT AVAILABLE IN RC1,2,3,4 | | | | | | NLIGHT WIRED | TUNABLE WHITE | |
| DIMENSIONS D = DIRECT, I = INDIRECT ILLUMINANCE : REG OR HO | | STANDARD COMPACT CANOPY | NLIGHT WIRED OR AIR COMPACT CANOPY | STD HIGHER POWER | TUNABLE WHITE | NLIGHT WIRED OR AIR | | | | |
| 44X44 DI - REG-REG | DP | ✓ | ✓ | | | DD | | 3981GC | ✓ | DD |
| 44X44 DI - REG-HO | DP | ✓ | ✓ | | | DD | | 3981GC | ✓ | DD |
| 44X44 DI - HO-REG | | | | ✓ | | | | 3981GC | ✓ | |
| 44X44 DI - HO-HO | | | | ✓ | | | | 3981GC | ✓ | |
| 44X62 DI - REG-REG | DP | ✓ | ✓ | | | DD | | 3981GC | ✓ | DD |
| 44X62 DI - REG-HO | DP | | | ✓ | DD | ✓ | | 3981GC | ✓ | DD |
| 44X62 DI - HO-REG | | | | ✓ | | | | 3981GC | ✓ | |
| 44X62 DI - HO-HO | | | | ✓ | | | | NON-IC : 3981GD1 (120V) / 3981GD2 (277V) | ✓ | |
| 44X81 DI - REG-REG | DP | | | ✓ | DD | ✓ | | 3981GC | ✓ | DD |
| 44X81 DI - REG-HO | | | | ✓ | | | | 3981GC | ✓ | |
| 44X81 DI - HO-REG | DP | | | ✓ | | ✓ | | 3981GC | ✓ | |
| 44X81 DI - HO-HO | | | | | | | | IC DOUBLE BOX 3981GE | ✓ | |
| 44X100 DI - REG-REG | | | | ✓ | DD | | | 3981GC | ✓ | DD |
| 44X100 DI - REG-HO | | | | ✓ | | | | NON-IC : 3981GD1 (120V) / 3981GD2 (277V) | ✓ | |
| 44X100 DI - HO-REG | | | | ✓ | | ✓ | | IC DOUBLE BOX 3981GE | ✓ | |
| 44X100 DI - HO-HO | | | | ✓ | | | | IC DOUBLE BOX 3981GE | ✓ | |
| 44X120 DI - REG-REG | | | | ✓ | DD | ✓ | | 3981GC | ✓ | DD |
| 44X120 DI - REG-HO | | | | | | | | IC DOUBLE BOX 3981GE | ✓ | |
| 44X120 DI - HO-REG | | | | | | | | IC DOUBLE BOX 3981GE | ✓ | |
| 44X120 DI - HO-HO | | | | | | | | IC DOUBLE BOX 3981GE | ✓ | |
| 62X62 DI - REG-REG | DP | | | ✓ | DD | ✓ | | 3981GC | ✓ | DD |
| 62X62 DI - REG-HO | | | | ✓ | | | | NON-IC : 3981GD1 (120V) / 3981GD2 (277V) | ✓ | |
| 62X62 DI - HO-REG | DP | | | ✓ | | ✓ | | IC DOUBLE BOX 3981GE | ✓ | |
| 62X62 DI - HO-HO | | | | | | | | IC DOUBLE BOX 3981GE | ✓ | |
| 62X81 DI - REG-REG | | | | ✓ | DD | | | 3981GC | ✓ | DD |
| 62X81 DI - REG-HO | | | | ✓ | | | | 3981GC | ✓ | |
| 62X81 DI - HO-REG | | | | | | | | IC DOUBLE BOX 3981GE | ✓ | |
| 62X81 DI - HO-HO | | | | | | | | IC DOUBLE BOX 3981GE | ✓ | |
| 62X100 DI - REG-REG | | | | ✓ | DD | | | 3981GC | ✓ | DD |
| 62X100 DI - REG-HO | | | | | | | | 3981GC | ✓ | |
| 62X100 DI - HO-REG | | | | | | | | IC DOUBLE BOX 3981GE | ✓ | |
| 62X100 DI - HO-HO | | | | | | | | IC DOUBLE BOX 3981GE | ✓ | |
| 62X120 DI - REG-REG | | | | ✓ | | | | NON-IC : 3981GD1 (120V) / 3981GD2 (277V) | ✓ | |
| 62X120 DI - REG-HO | | | | | | | | IC DOUBLE BOX 3981GE | ✓ | |
| 62X120 DI - HO-REG | | | | | | | | NON-IC DOUBLE BOX 3981GF1 (120V) / 3981GF2 (277V) | ✓ | |
| 62X120 DI - HO-HO | | | | | | | | NON-IC DOUBLE BOX 3981GF1 (120V) / 3981GF2 (277V) | ✓ | |
| 81X81 DI - REG-REG | | | | ✓ | DD | | | 3981GC | ✓ | DD |
| 81X81 DI - REG-HO | | | | | | | | IC DOUBLE BOX 3981GE | ✓ | |
| 81X81 DI - HO-REG | | | | | | | | IC DOUBLE BOX 3981GE | ✓ | |
| 81X81 DI - HO-HO | | | | | | | | IC DOUBLE BOX 3981GE | ✓ | |
| 81X100 DI - REG-REG | | | | ✓ | | | | 3981GC | ✓ | |
| 81X100 DI - REG-HO | | | | | | | | IC DOUBLE BOX 3981GE | ✓ | |
| 81X100 DI - HO-REG | | | | | | | | NON-IC DOUBLE BOX 3981GF1 (120V) / 3981GF2 (277V) | ✓ | |
| 81X100 DI - HO-HO | | | | | | | | NON-IC DOUBLE BOX 3981GF1 (120V) / 3981GF2 (277V) | ✓ | |
| 81X120 DI - REG-REG | | | | ✓ | | | | NON-IC : 3981GD1 (120V) / 3981GD2 (277V) | ✓ | |
| 81X120 DI - REG-HO | | | | | | | | IC DOUBLE BOX 3981GE | ✓ | |
| 81X120 DI - HO-REG | | | | | | | | NON-IC DOUBLE BOX 3981GF1 (120V) / 3981GF2 (277V) | ✓ | |
| 81X120 DI - HO-HO | | | | | | | | NON-IC DOUBLE BOX 3981GF1 (120V) / 3981GF2 (277V) | ✓ | |
| 100X100 DI - REG-REG | | | | ✓ | | | | NON-IC : 3981GD1 (120V) / 3981GD2 (277V) | ✓ | |
| 100X100 DI - REG-HO | | | | | | | | IC DOUBLE BOX 3981GE | ✓ | |
| 100X100 DI - HO-REG | | | | | | | | NON-IC DOUBLE BOX 3981GF1 (120V) / 3981GF2 (277V) | ✓ | |
| 100X100 DI - HO-HO | | | | | | | | NON-IC DOUBLE BOX 3981GF1 (120V) / 3981GF2 (277V) | ✓ | |
| 100X120 DI - REG-REG | | | | ✓ | | | | NON-IC : 3981GD1 (120V) / 3981GD2 (277V) | ✓ | |
| 100X120 DI - REG-HO | | | | | | | | NON-IC : 3981GD1 (120V) / 3981GD2 (277V) | ✓ | |
| 100X120 DI - HO-REG | | | | | | | | NON-IC DOUBLE BOX 3981GF1 (120V) / 3981GF2 (277V) | ✓ | |
| 100X120 DI - HO-HO | | | | | | | | NON-IC DOUBLE BOX 3981GF1 (120V) / 3981GF2 (277V) | ✓ | |
| 120X120 DI - REG-REG | | | | ✓ | | | | NON-IC : 3981GD1 (120V) / 3981GD2 (277V) | ✓ | |
| 120X120 DI - REG-HO | | | | | | | | NON-IC DOUBLE BOX 3981GF1 (120V) / 3981GF2 (277V) | ✓ | |
| 120X120 DI - HO-REG | | | | | | | | NON-IC DOUBLE BOX 3981GF1 (120V) / 3981GF2 (277V) | ✓ | |
| 120X120 DI - HO-HO | | | | | | | | NON-IC DOUBLE BOX 3981GF1 (120V) / 3981GF2 (277V) | ✓ | |



SPECIFICATION